

4. Case status check and picking up your Gold Card tutorial

If you have any specific needs during your Gold Card application, you can refer to the frequently asked questions for assistance:

1. How to change to another field: <https://gold-card.nat.gov.tw/en/faq/how-do-i-change-to-another-field/>
2. How to change your passport inspection or Gold Card pick-up location: [https://goldcard.nat.gov.tw/en/faq/how-can-i-change-the-passport-inspection-location-or-gold-card-pick-up -location/](https://goldcard.nat.gov.tw/en/faq/how-can-i-change-the-passport-inspection-location-or-gold-card-pick-up-location/)
3. How to update your passport number: <https://gold-card.nat.gov.tw/en/faq/what-should-i-do-if-i-get-a-new-passport-but-i-have-already-submitted-my-gold-card-application/>

8 Steps

Created by

Taiwan Gold Card Office

Creation Date

May 29, 2024

Last Updated

Aug 05, 2024

Checking your Application Status

5 Steps

STEP 1

Log in to the Foreign Professionals Online Application Platform

Here is the link:

<https://coa.immigration.gov.tw/coa-frontend/four-in-one/entry/golden-card>

STEP 2

Case Status Check

NOTE: To check on the status of your application, click "Case Status Check" under the "Case Status Check" tab

NATIONAL IMMIGRATION AGENCY, MINISTRY OF THE INTERIOR, REPUBLIC OF CHINA (TAIWAN)

Foreign Professionals Online Application Platform

> 中文

Application - Case Status Check - Online Payment - Account -

Case Status Check

The List of Supplemental Documents

Revocation -

To Do List ▾

Bulletin Board

Important	Subject
✓	系統公告：請勿使用protonmail註冊帳號 System notification: Please refrain from using protonmail to register an

STEP 3

Application Progress Enquiry

After entering your Application Number, please click "Inquire" on the bottom-left

Note: The system currently only allows you to check your application status through your application number. The application number is provided by the system when you submit the application. The system will also automatically send your application number to your email address. If you cannot find your application number, please send a copy of your passport to Miss Liu at the National Immigration Agency via email at a378liu@immigration.gov.tw.

Application Progress Enquiry - Enquiry

You only need to enter the "Application Number" of the case you want to inquire about; for the rest of the search criteria, please enter the information required by the system to complete the inquiry.

Application Submitted: Foreign Professionals | Employment Gold Card

Status: All Under Review Payment Pending IIC Card in Process Completed Group Cancelled

Application No.

UI No.

Passport No.

Name in Chinese

Name in English

Date of Birth

Application Date ~

STEP 4

Click the "View" button to check your Application Status

Application Progress Enquiry - List

Item	Applicant	Application Submitted	Application No.	Processing Status	Application Date	Actions
1		Foreign Professionals - Employment Gold Card	111551035860	Payment Pending		<input type="button" value="View"/>

STEP 5

Application Process

A typical timeline an Employment Gold Card application is as follows:

- **Information Check:** The National Immigration Agency confirms your basic details (1-2 weeks).
 - If you are applying for Gold Card extension, you will skip both this part of the application and Passport Inspection.
- **Qualification Check:** Various relevant ministries review your application (1-2 months). If you are asked to provide Supplementary Documents, it will take longer.
- **Passport Inspection:** For overseas applicants, your local Taiwan embassy will inspect your passport (1 week). If you wish to *change* your passport inspection location, please refer to this FAQ: <https://goldcard.nat.gov.tw/en/faq/how-can-i-change-the-passport-inspection-location-or-gold-card-pick-up-location/>
- **Secondary Review:** The National Immigration Agency (NIA) performs a final review of your application and prints your Gold Card (1-2 weeks). If you are a Hong Kong/Macau applicant, it will take 1-2 months for the NIA to consult with the Mainland Affairs Council.
- **Gold Card Pick Up:** As of July 28, 2021, the Pick-Up Location has been restricted to Taiwan. Within 30 days of entering Taiwan you must collect your Gold Card at the National Immigration Agency [Service Center](#) you chose in your application.

NOTE 1:

- Detailed information regarding the entire application process: <https://goldcard.nat.gov.tw/en/application/>
- Frequently asked questions about the application: <https://goldcard.nat.gov.tw/en/tags/application/>
- If you cannot find the answer in the FAQ, you can contact the Helpdesk support: <https://goldcard.nat.gov.tw/en/help-desk/>

The screenshot displays the 'Foreign Professionals Online Application Platform' interface. At the top, there is a navigation bar with the agency's name and logo, and a menu with options like 'Application', 'Case Status Check', 'Online Payment', 'Account', and 'Download'. Below this, the page title is 'Application Progress Enquiry - List'. A table lists the application details, and a progress bar below it shows the stages of the process.

Item	Applicant	Application Submitted	Application No.	Processing Status	Application Date	Actions
1	FUTUREWARD TEST ONE	Foreign Professionals - Employment Gold Card	113551045840	Payment Pending		View

Progress Bar Stages:

- Online Payment (2024/06/06)
- Initial Review by National Immigration Agency
- Secondary Review by National Immigration Agency
- Review by Workforce Development Agency
- Review by Ministry of Foreign Affairs
- Re-review by National Immigration Agency
- IC Card in Process
- Completed

[Back to Enquiry Page](#)

STEP 6

Pick up your Gold Card

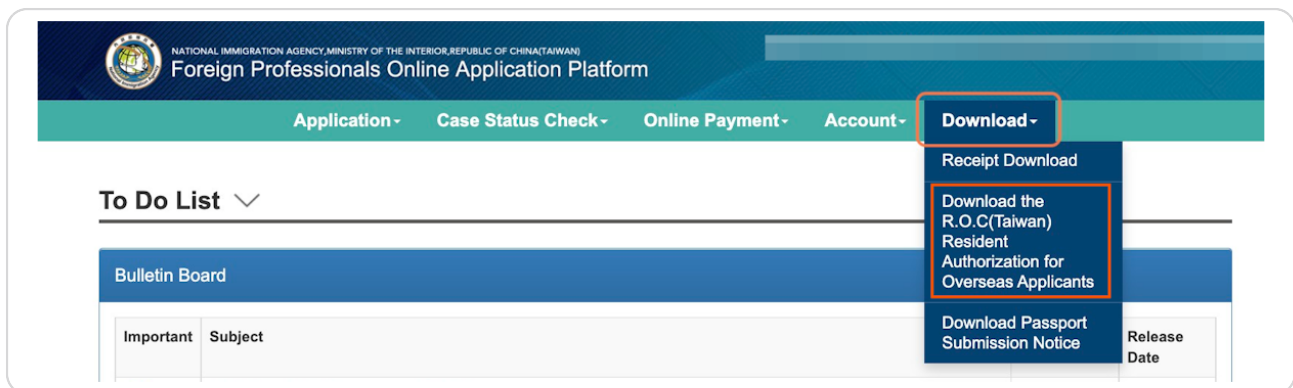
When the application is complete, the green button under the "Application Progress" Inquiry will move to the "completed" section, which means that your application has been approved, and you can receive your Gold Card soon.

- Domestic applicants can pick up their Employment Gold Card at the designated location upon approval of their application.
- Overseas applicants need to download the Resident Authorization Certificate before traveling to Taiwan. They must present this certificate when boarding and entering Taiwan. Upon arrival in Taiwan, they must collect their Gold Card at the designated location within 30 days. For instructions on downloading the Resident Authorization Certificate, please refer to the next step.
- If you have forgotten the certificate collection location you specified during the application process, you can click "View" on the right to see the "Certificate Collection Location" under the "Residence Application" section, please refer to this FAQ: <https://goldcard.nat.gov.tw/en/faq/what-if-i-forget-which-national-immigration-agency-service-station-i-chose-to-pick-up-my-gold-card-at/>

STEP 7

Download your Resident Authorization Certificate

Under your portal's "Download" section, click on the "Download the R.O.C (Taiwan) Resident Authorization for Overseas Applicants



STEP 8

Please enter your Application Number and your application payment date

NOTE 1: Please check your email if you have forgotten your payment date.



NOTE 2: Your **Resident Authorization Certificate (RAC)** must be printed in color. You can enter Taiwan with your passport and your RAC.

NOTE 3: If you do not remember your application payment date, you may leave this section blank.

Application ▾ Case Status Check ▾ Online Payment ▾ Account ▾

Download the R.O.C. (Taiwan) Resident Authorization for Overseas

Application No.

Payment Date  ~ 

***A colored laser printer should be used for printing and the original proportion must not be scaled.**