

Check Status / Edit Application - Taiwan Employment Gold Card - Application Tutorial

If you wish to change your Application Field, please refer to this FAQ: <https://goldcard.nat.gov.tw/en/faq/how-do-i-change-to-another-field/>

If you need to change your Passport Inspection Location or Gold Card Pick Up Location, please refer to this FAQ: <https://goldcard.nat.gov.tw/en/faq/how-can-i-change-the-passport-inspection-location-or-gold-card-pick-up-location/>

If you renew your passport (and receive a new passport number) in the middle of the application review process, please refer to this FAQ: <https://goldcard.nat.gov.tw/en/faq/what-should-i-do-if-i-get-a-new-passport-but-i-have-already-submitted-my-gold-card-application/>

10 Steps

Created by

Taiwan Gold Card Office

Creation Date

May 9, 2022

Last Updated

May 9, 2022

STEP 1

To check on the status of your application, click "Case Status Check" under the "Case Status Check" tab

NOTE: You must be logged in to check your application status.

NATIONAL IMMIGRATION AGENCY, MINISTRY OF THE INTERIOR, REPUBLIC OF CHINA (TAIWAN)
Foreign Professionals Online Application Platform

> 中文

Application - Case Status Check - Online Payment - Account -

Case Status Check

The List of Supplemental Documents

Revocation -

To Do List ▾

Bulletin Board

Important	Subject
	系統公告：請勿使用protonmail註冊帳號 System notification: Please refrain from using protonmail to register an

STEP 2

You will be able to enquire using just your Application Number

If you have lost or forgotten your Application Number, please check your inbox for the verification email when you initially created your account.

If you still cannot find your Application Number, please contact the National Immigration Agency at a378liu@immigration.gov.tw and provide a copy of your passport.

Application Progress Enquiry - Enquiry ∨


Application Submitted

Status All Under Review Payment Pending IC Card in Process

Application No.

Name in Chinese


Name in English

Date of Birth 

STEP 3

Click the "View" button to check if you have any remaining tasks to complete

Application Progress Enquiry - List ∨

Item	Applicant	Application Submitted	Application No.	Processing Status	Application Date	Actions
1		Foreign Professionals - Employment Gold Card	111551035860	Payment Pending		<input type="button" value="View"/>

STEP 4

Please note the application flow chart below

STEPS:

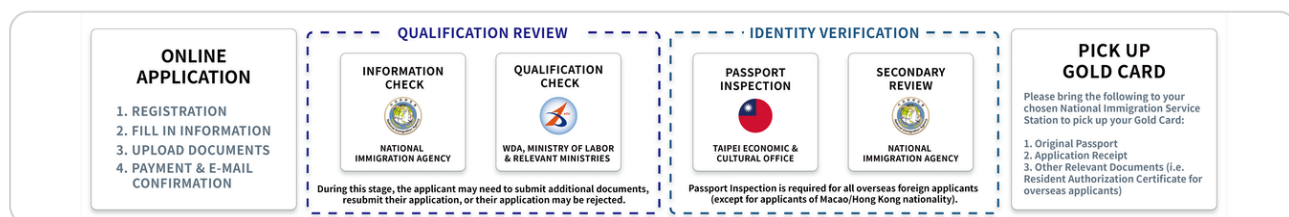
- **Information Check:** The National Immigration Agency confirms your basic details (1-2 weeks).
- **Qualification Check:** Various relevant ministries review your application (1-2 months). If you are asked to provide Supplementary Documents, it will take longer.
- **Passport Inspection:** For overseas applicants, your local Taiwan embassy will inspect your passport (1 week). If you wish to *change* your passport inspection location, please refer to this FAQ: <https://goldcard.nat.gov.tw/en/faq/how-can-i-change-the-passport-inspection-location-or-gold-card-pick-up-location/>
- **Secondary Review:** The National Immigration Agency (NIA) performs a final review of your application and prints your Gold Card (1-2 weeks). If you are a Hong Kong/Macau applicant, it will take 1-2 months for the NIA to consult with the Mainland Affairs Council.
- **Gold Card Pick Up:** As of July 28 2021, the Pick Up Location has been restricted to Taiwan. You must collect your Gold Card within 30 days of entering Taiwan at one of the National Immigration Agency [Service Centers](#).

NOTE 1: Gold Card extension applicants are exempt from the Information Check stage and will be reviewed directly by the Ministry of Labor.

NOTE 2: Gold Card extension applicants, local applications, and Hong Kong/Macau applicants are exempt from the Passport Inspection stage.

NOTE 3: If at any point you have questions about the application, please refer to the FAQ section on the official Gold Card website: <https://goldcard.nat.gov.tw/en/tags/application/>

NOTE 4: If you cannot find a solution in the FAQs, please contact the Gold Card Help Desk: <https://goldcard.nat.gov.tw/en/help-desk/>



STEP 5

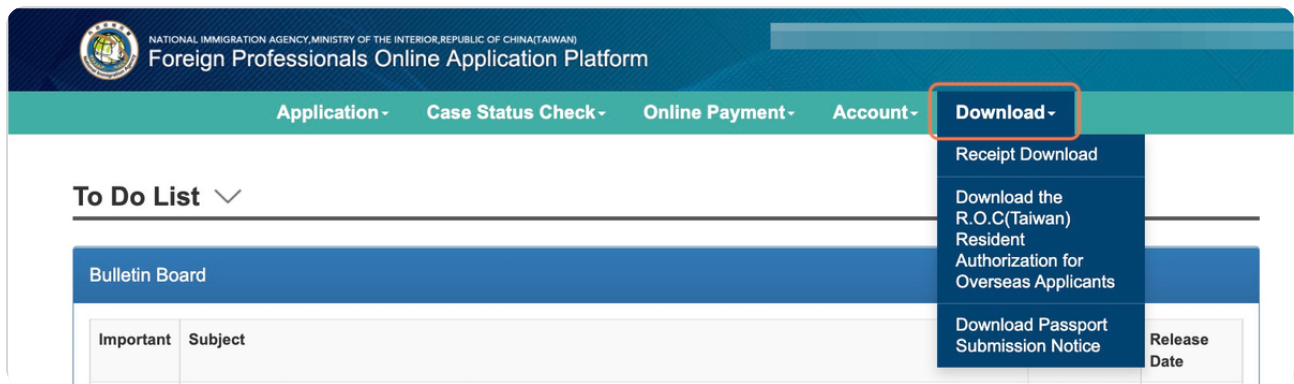
ONCE YOUR APPLICATION HAS BEEN APPROVED:

If you submitted your application domestically, you may pick up your Gold Card at the NIA Service Center that you selected in your application.

If you submitted your application from abroad, you will need to download your Resident Authorization Certificate in order to enter Taiwan. Please continue to the steps below.

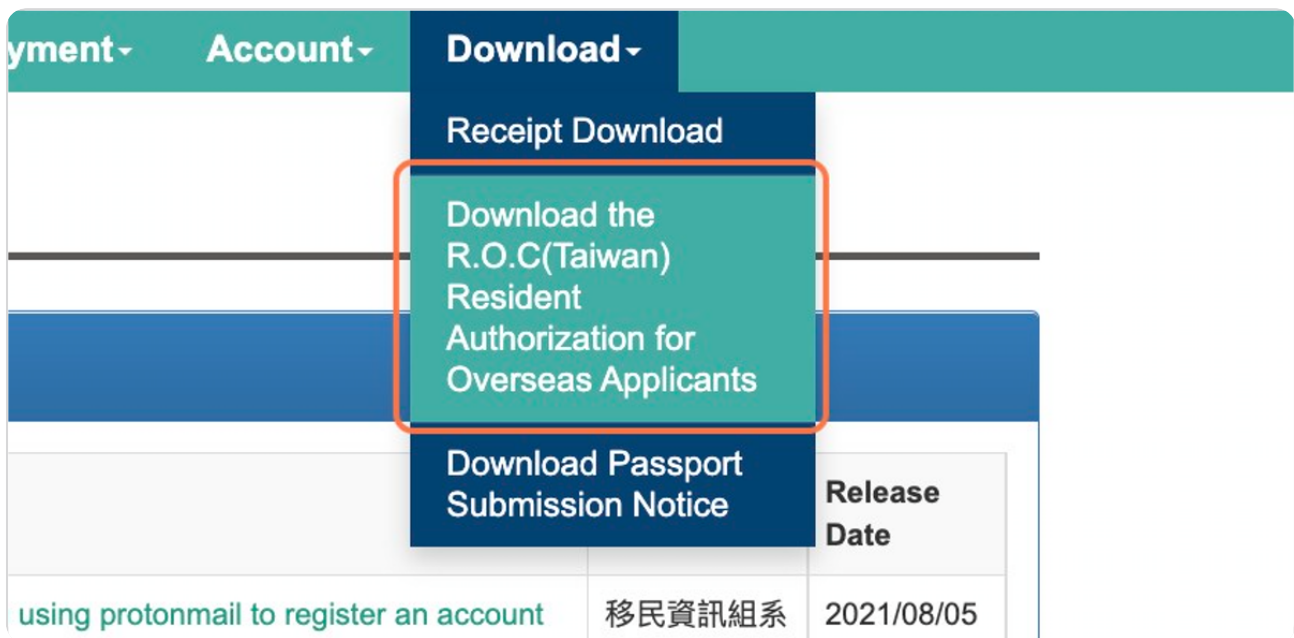
STEP 6

Locate the "Download" tab at the top of the page



STEP 7

Under the "Download" tab, click "Download the R.O.C. (Taiwan) Resident Authorization for Overseas Applicants"



STEP 8

Enter your Application Number and the date of of your application fee payment

NOTE 1: Please check your inbox if you have forgotten your payment date.

NOTE 2: Your **Resident Authorization Certificate (RAC)** must be printed in color. You will be able to enter Taiwan with your passport and your RAC.

Application - Case Status Check - Online Payment - Account -

Download the R.O.C. (Taiwan) Resident Authorization for Overseas


Application No.

Payment Date ~

***A colored laser printer should be used for printing and the original proportion must not be scaled.**

STEP 9

Click "Inquire"

 NATIONAL IMMIGRATION AGENCY, MINISTRY OF THE INTERIOR, REPUBLIC OF CHINA (TAIWAN)
Foreign Professionals Online Application Platform

Application - Case Status Check - Online Payment - Account - Download -

Download the R.O.C. (Taiwan) Resident Authorization for Overseas Applicants

Application No.

Payment Date ~

***A colored laser printer should be used for printing and the original proportion must not be scaled.**

STEP 10

ONCE YOU HAVE ARRIVED IN TAIWAN:

Please collect your Gold Card within 30 days of entering Taiwan at one of the National Immigration Agency [Service Center](#) that you selected in your application.

